

Downloading the Frontline Mobile App

Districts that acquire the Frontline Insights Platform also gain access to the Frontline Mobile app. The app provides increased accessibility to absence, time, and other system-related features. You can download and access this app in a few quick steps.

Requirements

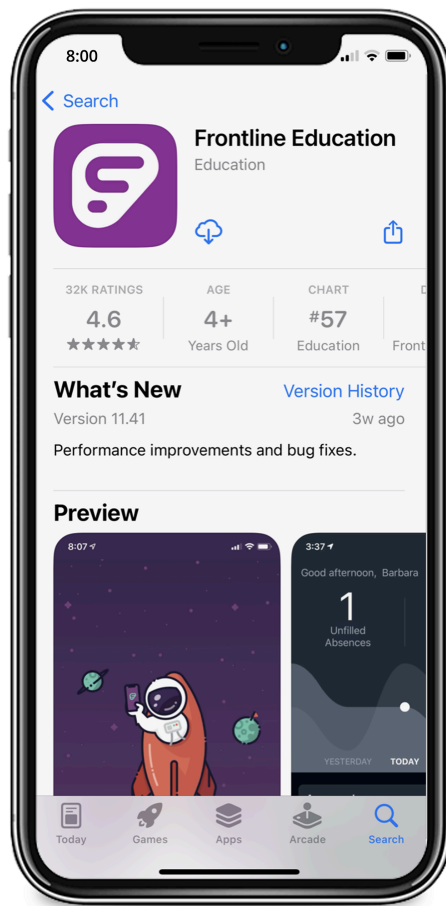
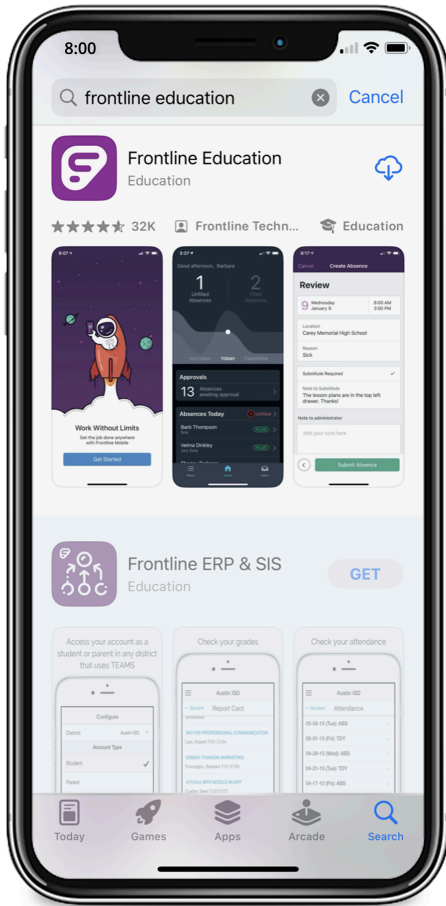
Before you proceed, you must first make sure you have the following qualifications to access the app:


- ✓ Your district must utilize the Frontline Insights Platform.

Getting Started

Once you meet these qualifications, you can download the app and sign in.

Access the app store on your mobile device and enter "Frontline Education" in the search bar. Press the **Get** or **Install** button and install the app.



 **Note:** You can alternately scan the following Apple/Android QR code for quick access.

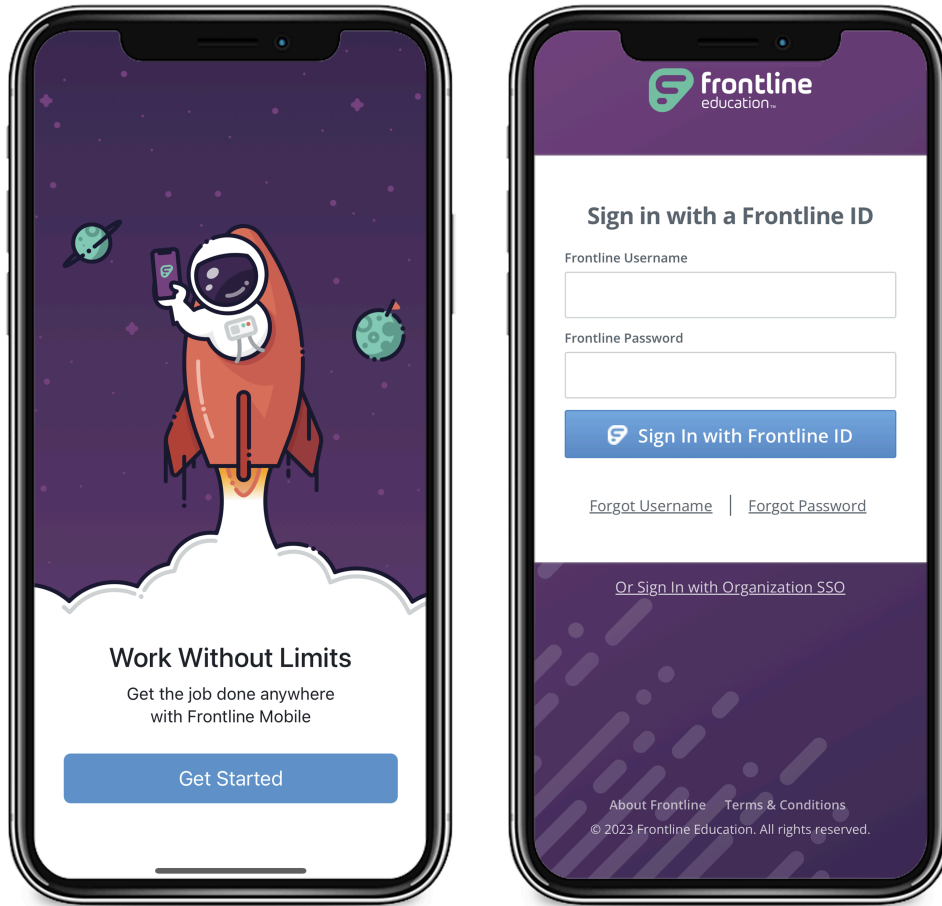
Apple Device



Android Device



Once the download is complete, a welcome page will display. Press **Get Started** to proceed. The Sign In page then appears. Enter your Frontline ID account or use SSO and sign in.



Want to learn more?

Questions and functionality related to the Frontline Mobile app are kept in a separate, dedicated help center, so please reference the **Mobile help site** (<https://mobile-help.frontlineeducation.com/hc/en-us>) to answer any Frontline Mobile-specific inquiries.